



Cutting edge technology  
in the locks, in perfect  
harmony with the top  
quality and appearance  
of our products!





# 2 TYPES ELECTRONIC

# ACCESS SYSTEM



BOTH TYPES ARE ADDRESSED TO:  
**HOTELS / COMPANIES /  
HOSPITALS / FACTORIES /  
ORGANIZATIONS / RETAIL STORES /  
APARTMENTS / RESIDENCES /  
VILLAS**

## CYCLOPE

### Standalone System

#### Proximity Card RFID or Bluetooth


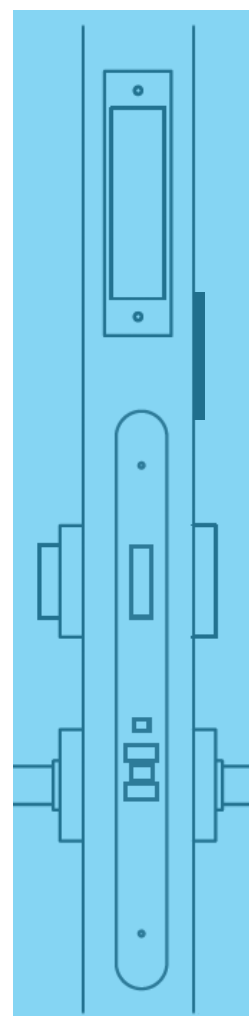
The Cyclope Electronic Lock is ideal for medium and large hotels and has many functions related to room security and energy saving.

It features the latest radio frequency (RFID) reader technology with the most flexible and scalable platform. Blends in with any design requirements, enhancing your hotel's style and ease of use for guests of all ages!

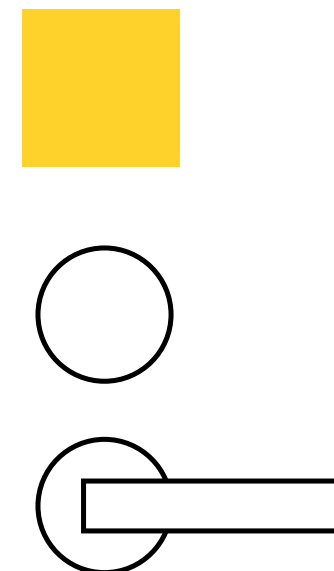
Used for one access point.

Access is allowed or denied based on the access permission.

The system is wireless, which means installation requirements are minimal, saving time and space and allowing for easy fitting of components.



BOTH TYPES OFFER:  
**MAXIMUM SECURITY  
and EASY ACCESS!**



## WALL ACCESS

### Online System

#### Proximity Card RFID or Bluetooth

WallAccess is ideal for large hotels, it can also be connected to a mobile phone via bluetooth, it has many functions related to room safety and energy saving.

It has a memory for recording the entrances to the room as well as electronic circuits that implement multiple functions. All operations are done at the push of a button from a connected computer that communicates securely via a wireless network with the locks. The network is certified with (IEEE Std protocol 802.15.4-2003).

Used for crowded areas and different access points.

The electronic system is wired and connected to the access control software of the central system.

You can achieve high levels of security due to the real-time messaging between the access point and the software.



# CYCLOPE



## Standalone System

The Cyclope electronic Lock integrates the latest Radio Frequency Communication technology (RFID Radio Frequency Identification) based on flexible Software to cover all the requirements of the application in the operation of the Hotel.

The electronic Cyclope Lock is easily installed and adapted to a door you already have simple mechanism.

The distinct design of the 'minimal style' gives a different aesthetic to the space, with maximum adaptability to many hotel styles (Business Hotels, Resort, All Inclusive, etc.). For the user it is a new experience in the operation of the remote card lock - proximity.

Cyclope has a memory for recording the entrances to the room as well as electronic circuits that implement functions such as:


Room lock/unlock .

Room planning.

Reading room accesses (*Who and When*).

Operation with RFID proximity card and bluetooth

Standard protocol ISO 14443 communication protocol



## Hotel Electronic Lock Cyclope RFID

It features the latest radio frequency (RFID) reading technology with the most flexibility and extensible platform.

It really goes with anything design requirements, enhancing the style of your hotel and ease of use for visitors of all ages!

## Characteristics

Card opening function

Contactless Mifare key cards provide unparalleled ease of use for visitors of all ages. You don't need to insert the key card into any slot

Maximum security, old magnetic stripe cards can be cloned, Mifare cards satisfy the ISO 14443A communication protocol with authentication security and cannot be copied.

More technological standards and expandability: Mifare cards communicate with locks and receiving codec with ISO 14443A standard communication protocol, which includes all security functions, such as Anti-collision, Authentication, etc. It provides access today to next-generation technologies.

Maximum robustness: Cyclope lock components are protected from moisture and provide better performance for outdoor use

Reprogrammable FLASH RAM lock memory: Powered by 3 AAA batteries.

Control of 900 openings.

User-friendly lock management software platforms.

It has open software and can be connected to all Hotel PMS.

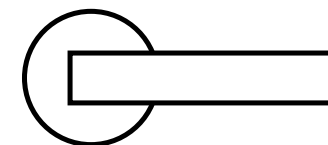




# WALL ACCESS



## Online System

The WallAccess system is wall mounted Online Access Control System offering the latest radio frequency (RFID) reading technology with the most flexible platform for future applications. "WallAccess" revolutionizes the electronic lock industry by housing most of the locking components in the external wall unit, including the reader and thus achieving the maximum minimalistic expression of an electronic lock and truly blends with any design requirements, enhancing the style of your hotel and software user experience to a new level.



## WallAccess Online Hotel Lock

The WallAccess Online Access system is ideal for hotel security, is guest friendly and easy to use, while maximizing employee productivity. It offers two-way communication between the front desk and the hotel's electronic locks. It controls and monitors all rooms and allows staff to receive alerts or presence of a person in the room, keeps real-time entry data, room temperature and alerts from the locks. The room temperature can also be set and controlled remotely.

## Characteristics

WallAccess includes energy saving by controlling 2 power relays for lights and air conditioning power control via magnetic patio door trap. It also includes a doorbell.

Access to the room is achieved with the Mifare card application or with the Mobile BlueTooth application.

Network stability is provided with Ethernet or RS485 Industrial Bus connectivity.

Clear LED lighting of room number and signs.

Glass engraving flexibility.  
Hotel logo and markings can be customized on the high strength tempered glass.

WallAccess provides connectivity to the KNX protocol of BMS (Building Management Systems).

The user interface is friendly, open and can be connected to Hotel Reservation Software (PMS).

The system is powered by 12V DC voltage.



Improve the Style and Security of  
your space with the ultra-modern  
smatri locks and the signature of  
**CONVEX S.A.**



**BOTH SETUP CAN BE COMBINED WITH ALL CONVEX HANDLES**

Choose any knob you like from the CONVEX website or Catalog and make your combination!

[www.convexdesign.gr](http://www.convexdesign.gr)


# SAMPLES TO MATCH WITH CYCLOPE & WALL ACCESS LOCKS

FIND MORE AT CONVEX  
WEBSITE [www.convexdesign.gr](http://www.convexdesign.gr)  
or in our CATALOGUE!



*About the locks find more details at: [www.smartin.gr](http://www.smartin.gr)*

**2045**



**1555**



**2435**



**2415**



**1535**



**1085**



**1745**



**2005**



**2185**



**2205**



**2195**



**1725**





Convex A.E.B.E.  
Λεωφόρος Γ. Γεννηματά 93  
190 18 Μαγούλα Αττικής

Convex S.A.  
93 G. Gennimata Avenue  
190 18 Magoula, Attiki Greece

T: +30 210 555 8920, 210 555 8921  
F: +30 210 555 8922  
E: [info@convexdesign.gr](mailto:info@convexdesign.gr)  
[www.convexdesign.gr](http://www.convexdesign.gr)